


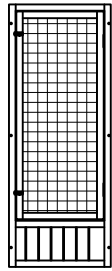




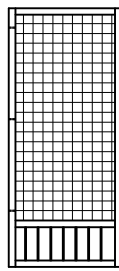
Running Hannah Assembly Instructions

Screws:


- (A)  12Pcs Ø3.5 x 60
- (B)  6Pcs Ø3.5 x 50
- (C)  12Pcs Ø3.5 x 45



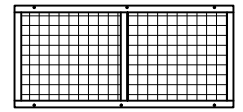
①



② X2

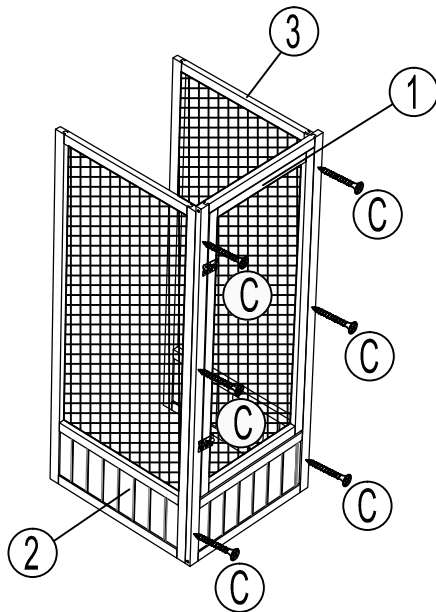



③ X2



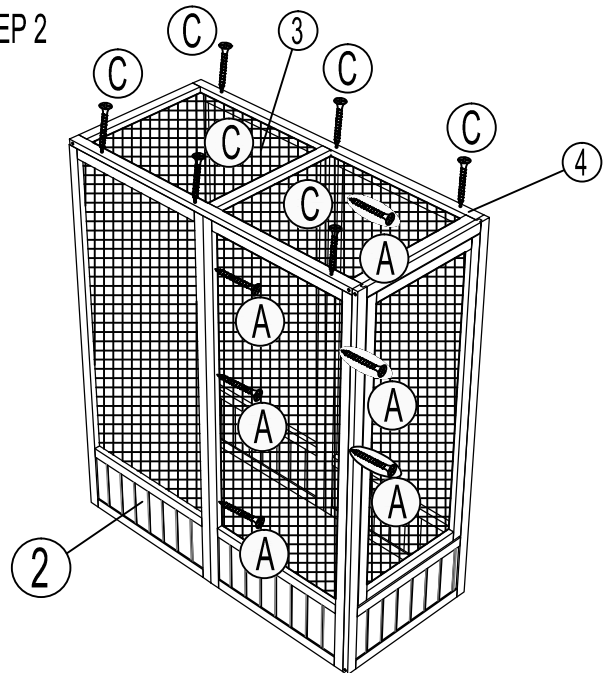
④



STEP 1



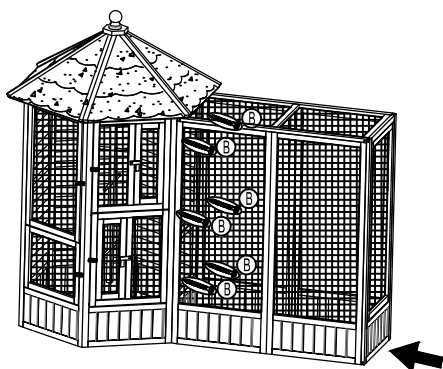
- (C)  6Pcs Ø3.5 x 45


STEP 2



- (A)  6Pcs Ø3.5 x 60
- (C)  6Pcs Ø3.5 x 45

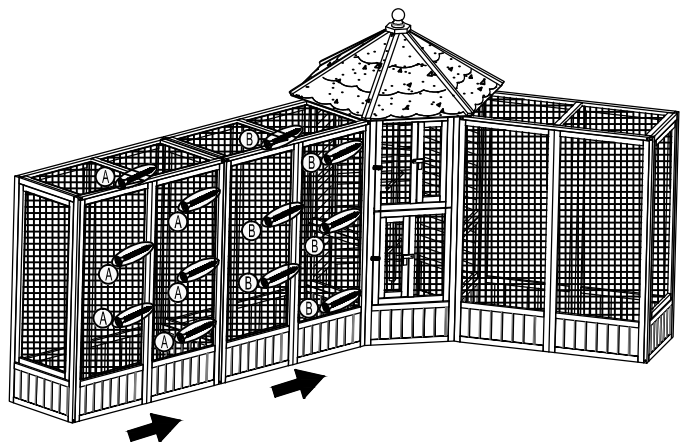
STEP 3




- (B)  6Pcs Ø3.5 x 50

STEP 4

IF YOU NEED MORE RUN



- (A)  6Pcs Ø3.5 x 60